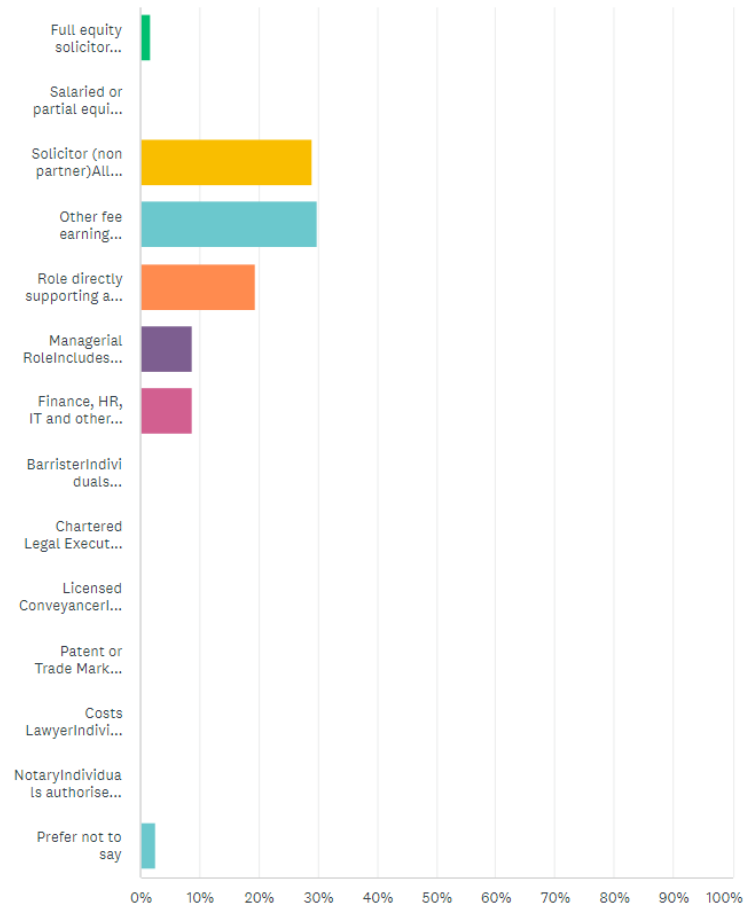


National Legal Service
SRA Diversity Survey
July 2023

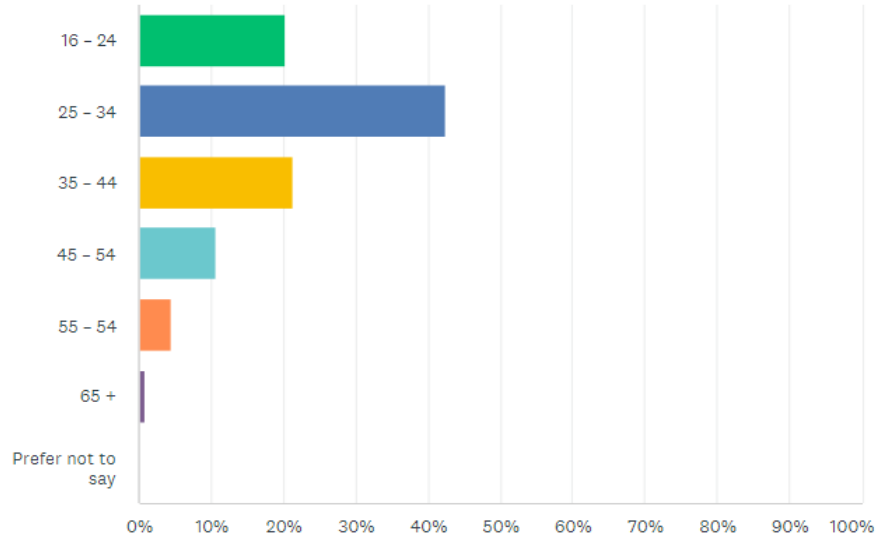


Which best describes your role within the Firm?



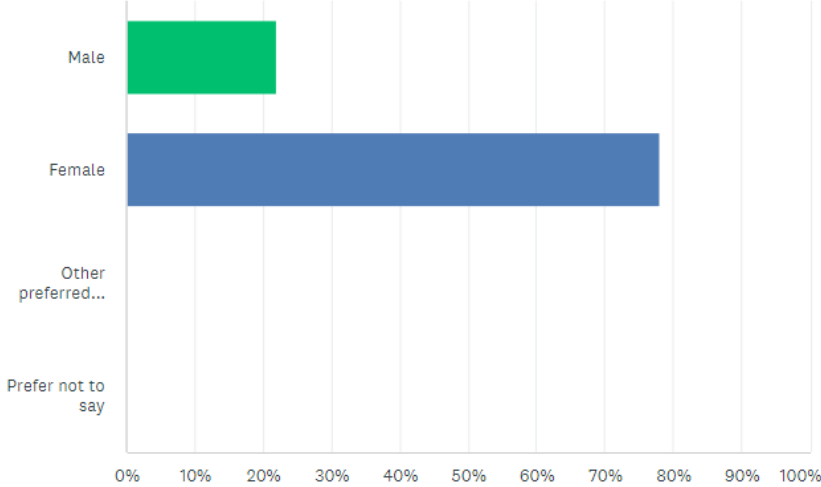
ANSWER CHOICES	RESPONSES
<ul style="list-style-type: none"> Full equity solicitor partner and/or sole practitionerIncludes partners, members, directors and sole practitioners who are solicitors. Those holding these roles who are not solicitors should be recorded in the 'Managerial role' category below. 	1.75% 2
<ul style="list-style-type: none"> Salaried or partial equity solicitor partnersPartners, members or directors who are not solicitors should be recorded in the 'Managerial role' category below. 	0.00% 0
<ul style="list-style-type: none"> Solicitor (non partner)All other practising solicitors including assistant solicitors, associates, or consultants. 	28.95% 33
<ul style="list-style-type: none"> Other fee earning roleIncludes fee earners such as trainee solicitors, members of CILEx who are not Chartered Legal Executives (Fellows) and paralegals - i.e. those who are not 'authorised persons'. 	29.82% 34
<ul style="list-style-type: none"> Role directly supporting a fee earnerIncludes legal secretaries, administrators, legal assistants and non-fee earning paralegals. 	19.30% 22
<ul style="list-style-type: none"> Managerial RoleIncludes non-lawyer managers, directors, or members and others such as practice managers, finance, or account managers etc. 	8.77% 10
<ul style="list-style-type: none"> Finance, HR, IT and other corporate service roleNon authorised persons who are not in a managerial role - includes finance or accountancy, reception roles. 	8.77% 10
<ul style="list-style-type: none"> BarristerIndividuals authorised by the Bar Standards Board. 	0.00% 0
<ul style="list-style-type: none"> Chartered Legal Executive (Fellow)/ CILEx PractitionerIndividuals authorised by CILEx Regulation. 	0.00% 0
<ul style="list-style-type: none"> Licensed ConveyancerIndividuals authorised by the Council for Licensed Conveyancers. 	0.00% 0
<ul style="list-style-type: none"> Patent or Trade Mark AttorneyIndividuals authorised by the Intellectual Property Regulation Board. 	0.00% 0
<ul style="list-style-type: none"> Costs LawyerIndividuals authorised by the Costs Lawyer Standards Board. 	0.00% 0
<ul style="list-style-type: none"> NotaryIndividuals authorised by the Master of the Faculties. 	0.00% 0
<ul style="list-style-type: none"> Prefer not to say 	2.63% 3

Which age category are you in?



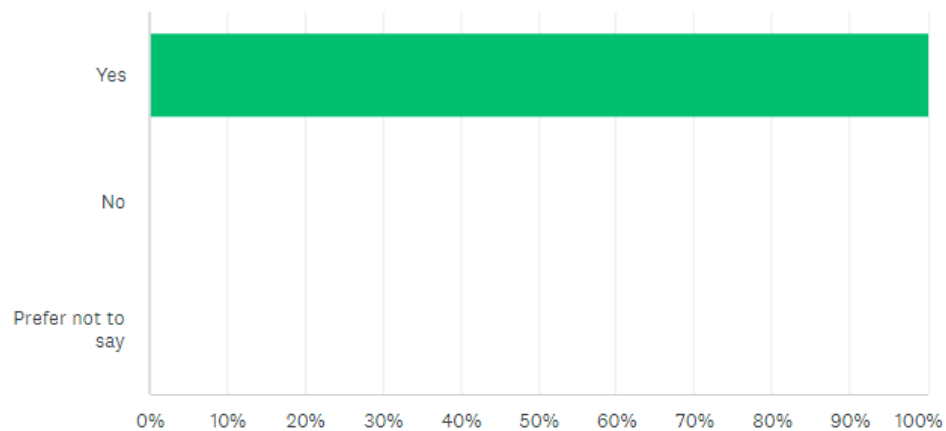
ANSWER CHOICES	RESPONSES	
▼ 16 - 24	20.35%	23
▼ 25 - 34	42.48%	48
▼ 35 - 44	21.24%	24
▼ 45 - 54	10.62%	12
▼ 55 - 54	4.42%	5
▼ 65 +	0.88%	1
▼ Prefer not to say	0.00%	0

What is your sex? Sex is a label (female, male, intersex etc.) that you are assigned by a doctor at birth and is based on your reproductive organs and your chromosomes.



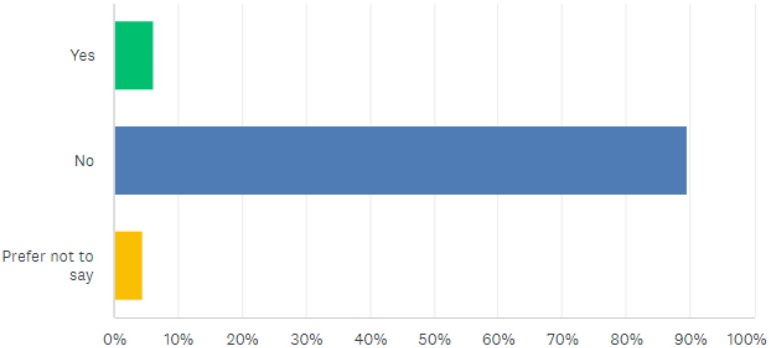
ANSWER CHOICES	RESPONSES
▼ Male	21.93% 25
▼ Female	78.07% 89
▼ Other preferred description	0.00% 0
▼ Prefer not to say	0.00% 0

Is the gender you identify with the same as your sex registered at birth?



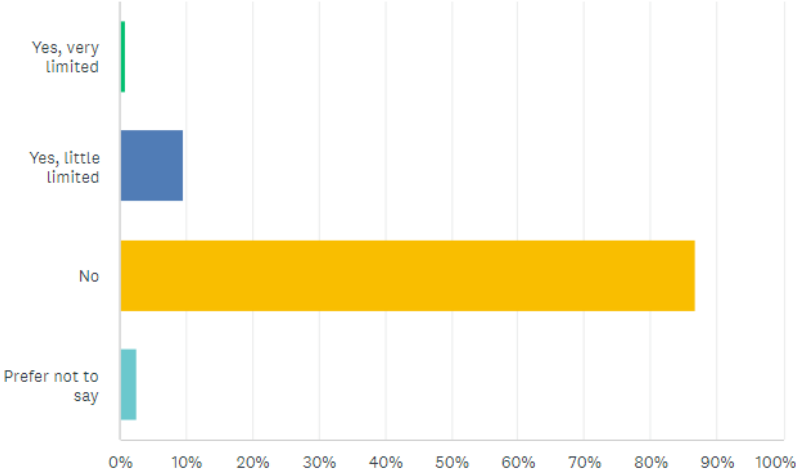
ANSWER CHOICES	RESPONSES
▼ Yes	100.00% 114
▼ No	0.00% 0
▼ Prefer not to say	0.00% 0

Do you consider yourself to have a disability according to the definition in Equality Act 2010?The Equality Act defines a disabled person as someone who has a mental or physical impairment that has a substantial and long-term adverse effect on the person’s ability to carry out normal day-to-day activities. If you have a condition which fits the Equality Act definition, please tick 'Yes' even if you are not limited by your condition.



ANSWER CHOICES	RESPONSES
Yes	6.14% 7
No	89.47% 102
Prefer not to say	4.39% 5

Are your day-to-day activities limited because of a health problem or disability which has lasted, or is expected to last, as least 12 months?

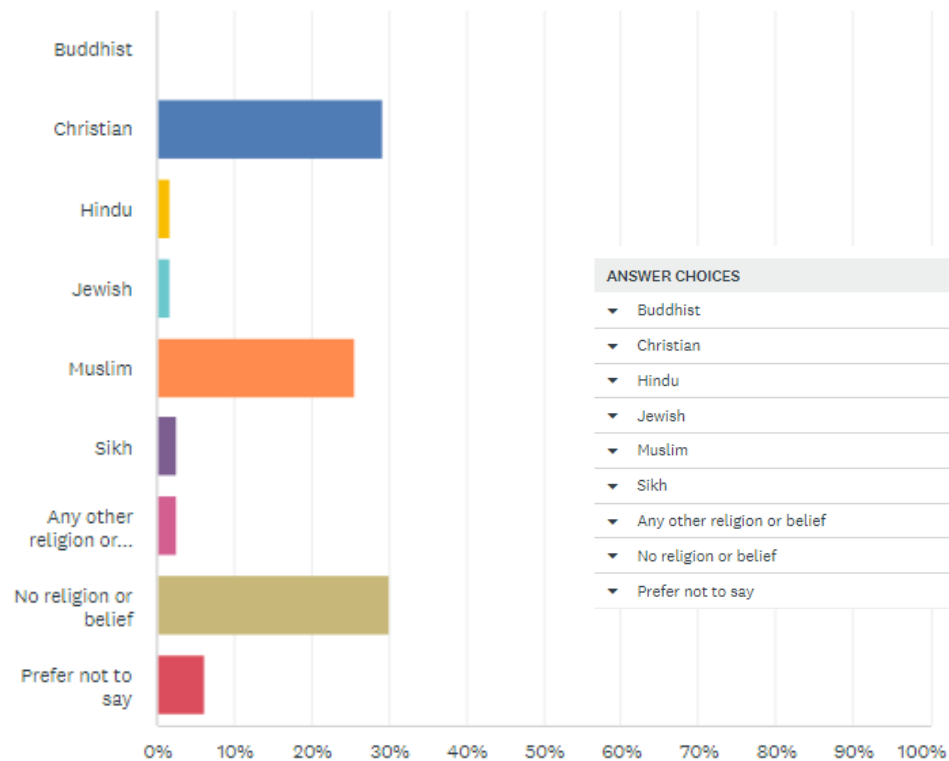


ANSWER CHOICES	RESPONSES
Yes, very limited	0.88% 1
Yes, little limited	9.65% 11
No	86.84% 99
Prefer not to say	2.63% 3

What is your Ethnic Group?

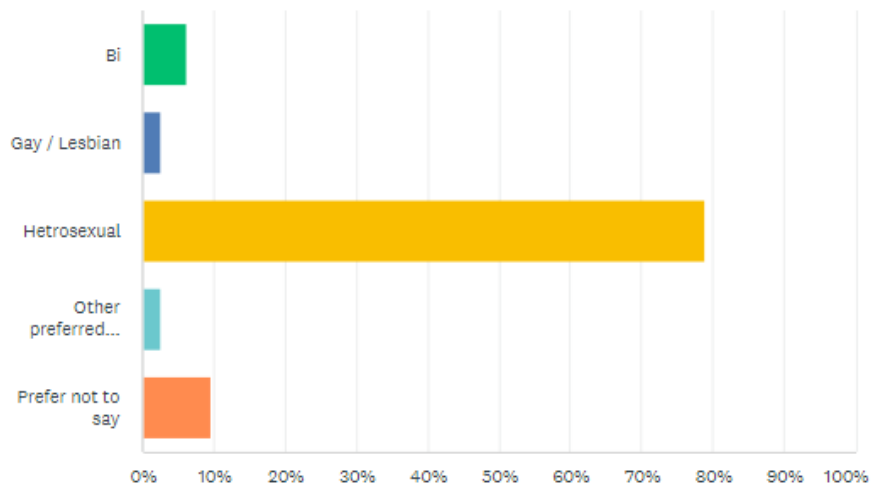
ANSWER CHOICES	RESPONSES	
▼ Arab	1.77%	2
▼ Asian / Asian British	0.88%	1
▼ • Bangladeshi	6.19%	7
▼ • Chinese	0.00%	0
▼ • Indian	7.96%	9
▼ • Pakistani	13.27%	15
▼ • Any other Asian background	2.65%	3
▼ Black / Black British	0.00%	0
▼ • African	4.42%	5
▼ • Caribbean	2.65%	3
▼ • Any other Black / African / Caribbean background	0.00%	0
▼ Multiple Ethnic Group	0.00%	0
▼ • Asian and White	0.88%	1
▼ • Black African and White	0.88%	1
▼ • Black Caribbean and White	2.65%	3
▼ • Any other multiple ethnic background	0.88%	1
▼ White / White British	7.96%	9
▼ • British / English / Northern Irish / Scottish / Welsh	30.97%	35
▼ • Gypsy or Irish Traveler	0.00%	0
▼ • Irish	0.88%	1
▼ • Roma	0.00%	0
▼ • Any other White background	7.96%	9
▼ Any other ethnic group	3.54%	4
▼ Prefer not to say	3.54%	4

What is your religion or belief?



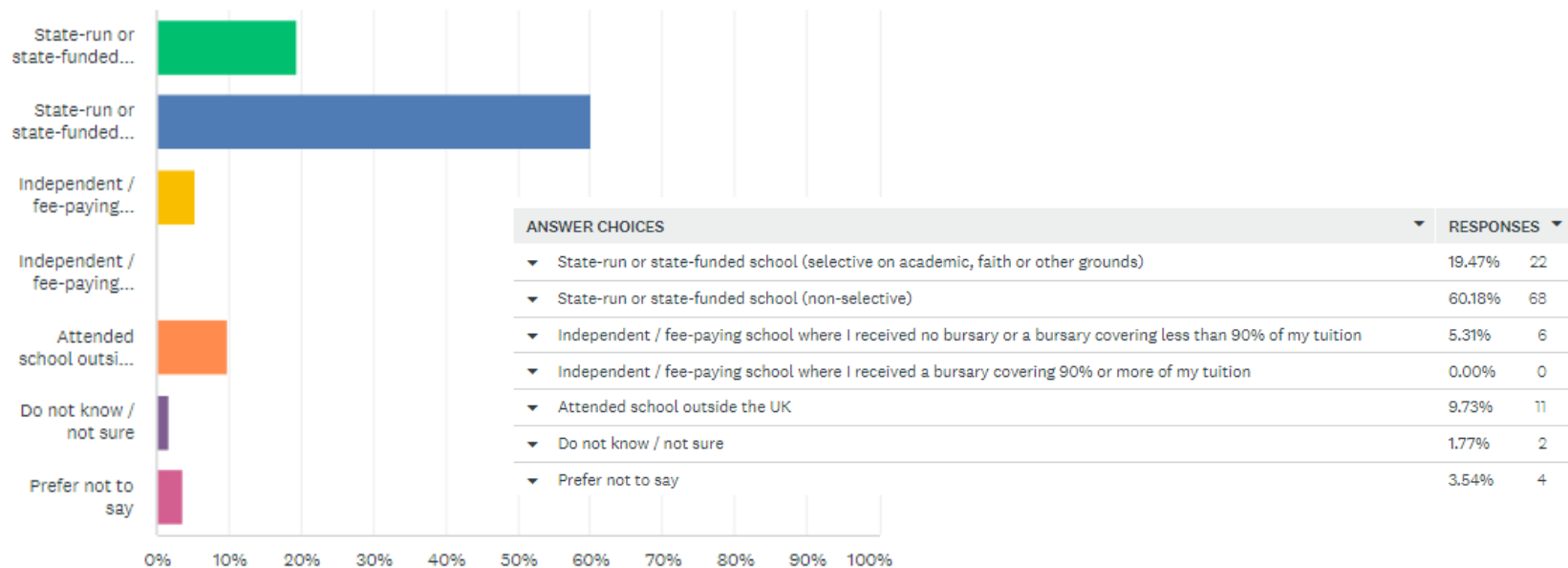
ANSWER CHOICES	RESPONSES
▼ Buddhist	0.00% 0
▼ Christian	29.20% 33
▼ Hindu	1.77% 2
▼ Jewish	1.77% 2
▼ Muslim	25.66% 29
▼ Sikh	2.65% 3
▼ Any other religion or belief	2.65% 3
▼ No religion or belief	30.09% 34
▼ Prefer not to say	6.19% 7

What is your sexual orientation?

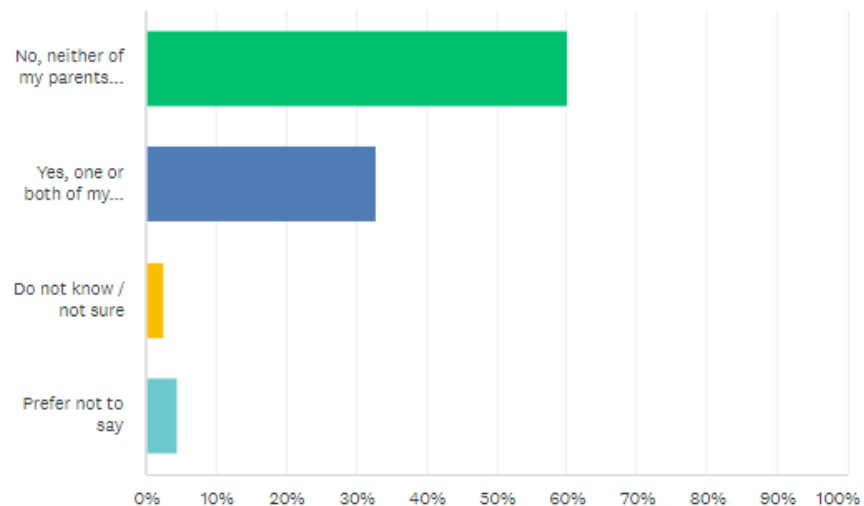


ANSWER CHOICES	RESPONSES
▼ Bi	6.14% 7
▼ Gay / Lesbian	2.63% 3
▼ Hetrosexual	78.95% 90
▼ Other preferred description	2.63% 3
▼ Prefer not to say	9.65% 11

Which type of school did you attend for the most time between the ages of 11 and 16? If you changed schools, please base your answer on the last two years of your education.

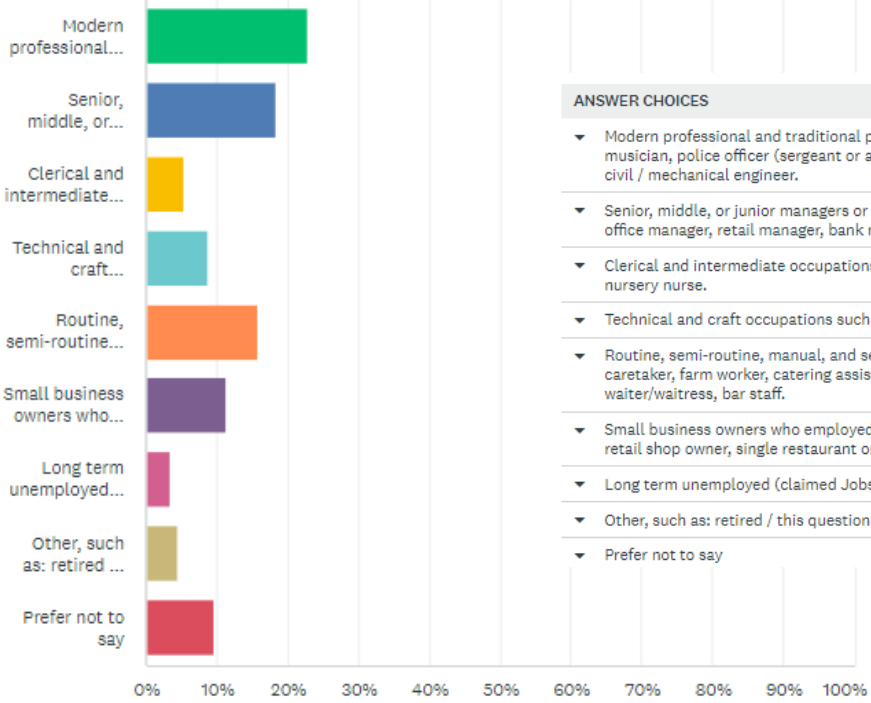


Did either of your parents attend university and gain a degree (e.g. BA/BSc or equivalent) by the time you were 18?



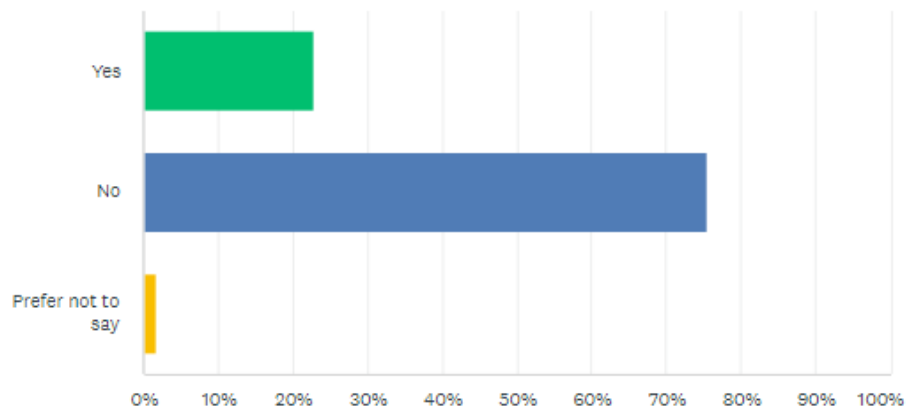
ANSWER CHOICES	RESPONSES
▼ No, neither of my parents attended university	60.18% 68
▼ Yes, one or both of my parents attended university	32.74% 37
▼ Do not know / not sure	2.65% 3
▼ Prefer not to say	4.42% 5

What was the occupation of your main household earner when you were about 14?



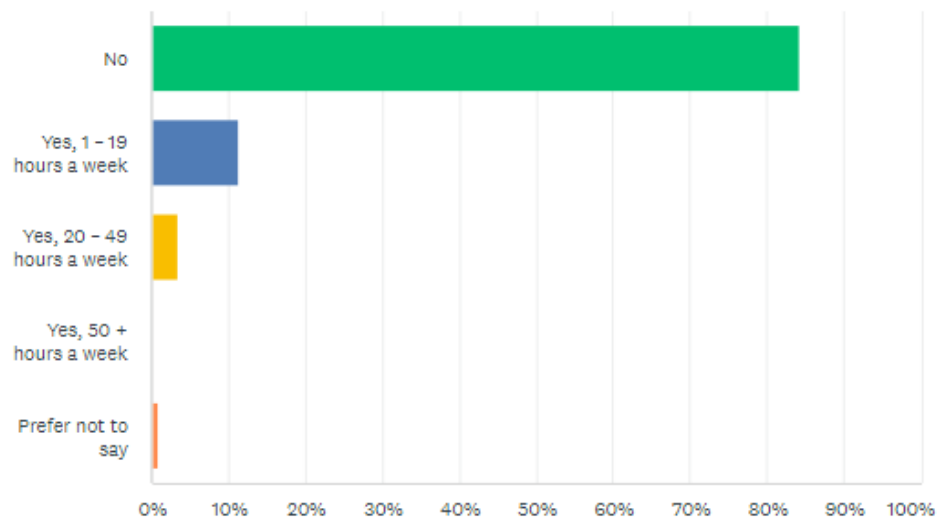
ANSWER CHOICES	RESPONSES
<ul style="list-style-type: none"> Modern professional and traditional professional occupations such as: teacher, nurse, physiotherapist, social worker, musician, police officer (sergeant or above), software designer, accountant, solicitor, medical practitioner, scientist, civil / mechanical engineer. 	22.81% 26
<ul style="list-style-type: none"> Senior, middle, or junior managers or administrators such as: finance manager, chief executive, large business owner, office manager, retail manager, bank manager, restaurant manager, warehouse manager. 	18.42% 21
<ul style="list-style-type: none"> Clerical and intermediate occupations such as: secretary, personal assistant, call centre agent, clerical worker, nursery nurse. 	5.26% 6
<ul style="list-style-type: none"> Technical and craft occupations such as: motor mechanic, plumber, printer, electrician, gardener, train driver. 	8.77% 10
<ul style="list-style-type: none"> Routine, semi-routine, manual, and service occupations such as: postal worker, machine operative, security guard, caretaker, farm worker, catering assistant, sales assistant, HGV driver, cleaner, porter, packer, labourer, waiter/waitress, bar staff. 	15.79% 18
<ul style="list-style-type: none"> Small business owners who employed less than 25 people such as: corner shop owners, small plumbing companies, retail shop owner, single restaurant or cafe owner, taxi owner, garage owner. 	11.40% 13
<ul style="list-style-type: none"> Long term unemployed (claimed Jobseeker's Allowance or earlier unemployment benefit for more than a year) 	3.51% 4
<ul style="list-style-type: none"> Other, such as: retired / this question does not apply to me / I don't know 	4.39% 5
<ul style="list-style-type: none"> Prefer not to say 	9.65% 11

Are you a primary carer for a child or children under 18?



ANSWER CHOICES	RESPONSES
▼ Yes	22.81% 26
▼ No	75.44% 86
▼ Prefer not to say	1.75% 2

Do you look after or care for someone with long term physical or mental ill health caused by disability or age (not in a paid capacity)?



ANSWER CHOICES	RESPONSES
▼ No	84.21% 96
▼ Yes, 1 - 19 hours a week	11.40% 13
▼ Yes, 20 - 49 hours a week	3.51% 4
▼ Yes, 50 + hours a week	0.00% 0
▼ Prefer not to say	0.88% 1